

**SEX, DRUGS, DRINKING,
DRIVING and VIOLENCE.**

Here is what your kids are talking about...

2008

Gwinnett Comprehensive Youth Health Survey

Executive Summary

HISTORICAL PERSPECTIVE

- 1996: Gwinnett Coalition for Health and Human Services conducts first survey. Results are widely disseminated.
- 1997-2000: School system and community respond to results and take action.
- 1999-2000: Survey instruments are revised. Survey is conducted in GCPS, BCS and GACS in November 2000.
- 2000-2006: Georgia Dept. of Education develops online survey for grades 6, 8, 10 and 12. Coalition revises their survey and gets permission to conduct it in conjunction with GDOE survey every two years. First joint survey conducted in Spring 2006.
- 2008: Last survey administration and results.
- Fall 2010: Next survey administration.

COMMUNITY ACTION = IMPROVEMENT

COMMUNITY CALL TO ACTION

- In 2000, 11% of Gwinnett middle school youth reported using inhalants.
 - ADVANCE curriculum revised
 - Parent public awareness campaign
 - Middle school health teacher training

*Inhalant use was reduced to 5% by 2006,
1.2% by 2008.*

COMMUNITY CALL TO ACTION

In 2000, 30% of Gwinnett high school youth reported they engaged in sexual intercourse.

- Abstinence education
- Parent education on talking to children about sex
- After-school pregnancy prevention programs



This went up to 37% in 2006, but dropped to 26.7% in 2008.

COMMUNITY CALL TO ACTION

In 2000, 22% of Gwinnett middle school youth and 59% of Gwinnett high school youth reported they had used alcohol.

- ✓ Vendor Compliance Checks
- ✓ Increased fines on underage sales
- ✓ Save Brains public awareness campaign
- ✓ Georgia Gwinnett College partnership to promote an alcohol free campus

Has decreased a total of 13% among middle school youth and 23% among high school youth. In 2008, only 9.4% of Gwinnett middle school youth and 36% of Gwinnett high school youth reported ever having used alcohol.



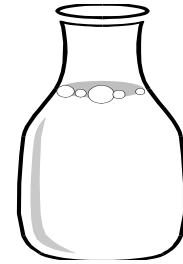
COMMUNITY CALL TO ACTION

In 2000, 16.7% of high school youth reported they had considered suicide in the past year.

- “Signs of Suicide” (SOS) program in GCPS high schools

Decreased to 11% by 2006, decreased to 10% in 2008

PHYSICAL ACTIVITY AND NUTRITION



Did you....

MS

HS

Do an activity that made you sweat

56%

52%

Exercise for 30+ minutes

47%

50%

Do stretching exercises

37%

43%

Eat 5 servings of fruit & vegetables

28%

17%

Eat 3 servings of dairy products a day

42%

34%

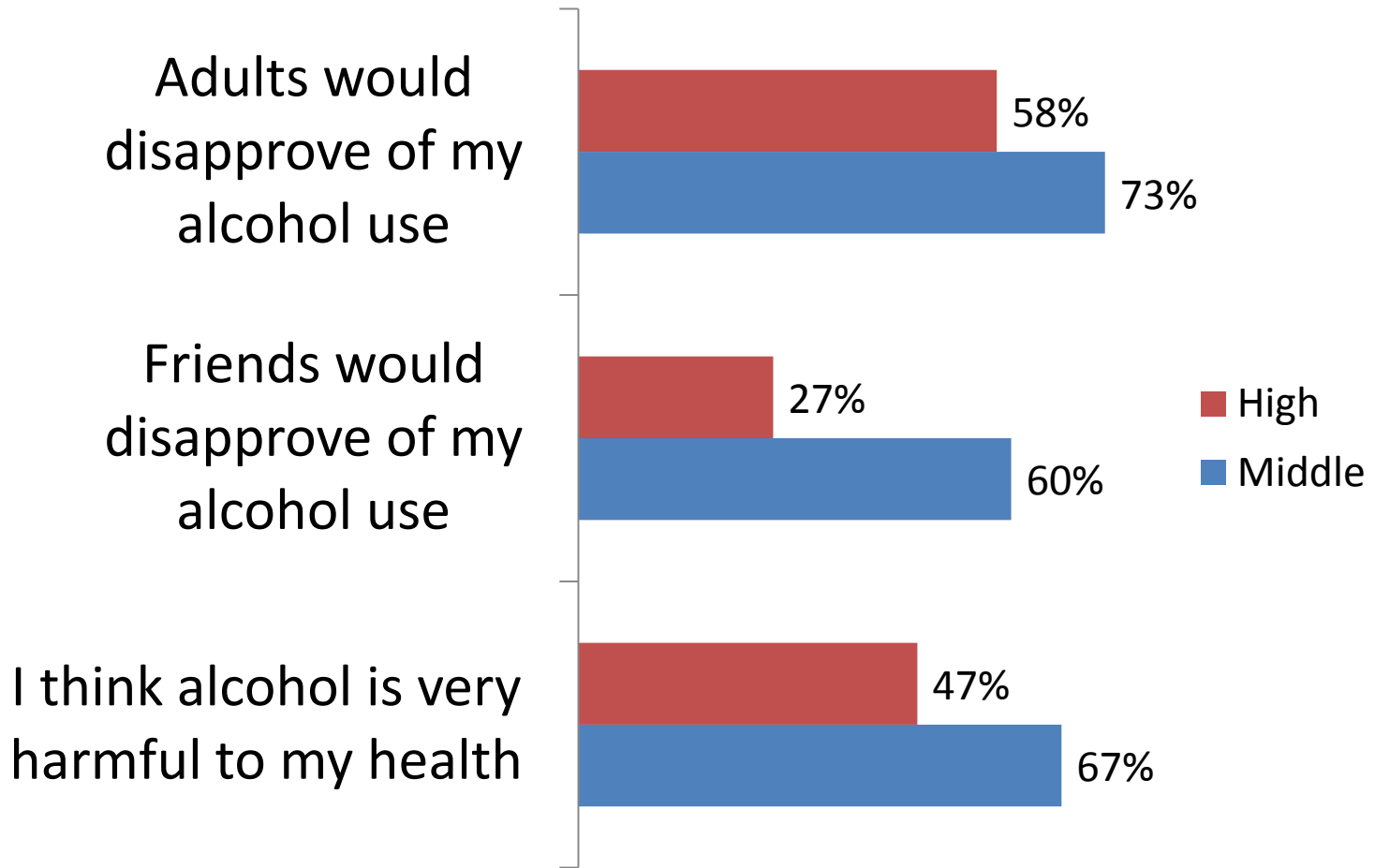
ALCOHOL, TOBACCO AND OTHER DRUGS

Have you ever...	MS	HS
Drank alcohol	9%	36%
Smoked cigarettes	9%	31%
Used marijuana	4%	21%

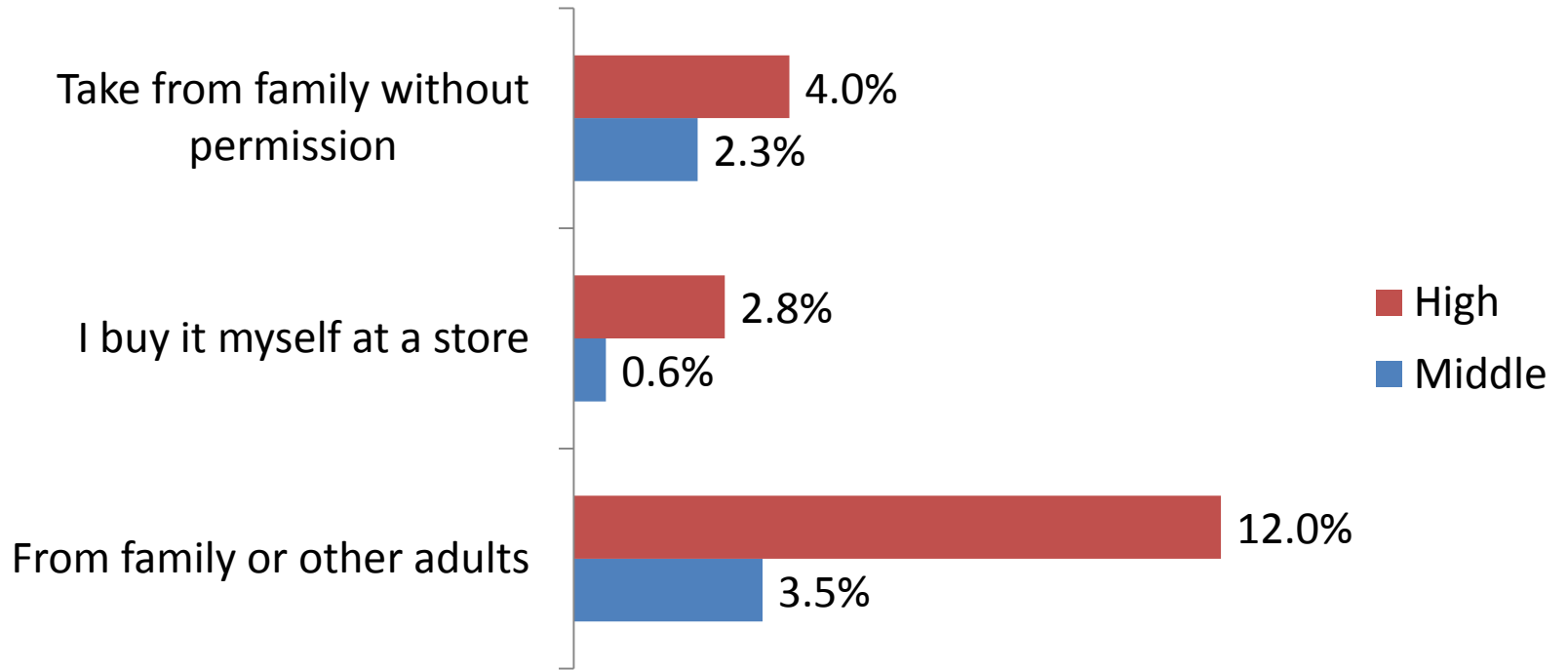
In the past 30 days, did you...

Drink alcohol	7%	23%
Smoke cigarettes	3%	14%
Use marijuana	3%	13%
Have 5 or more drinks in a row	3%	13%
Ride with a drinking driver	7%	12%

Changes in Perceptions about Alcohol



Where do you get alcohol?

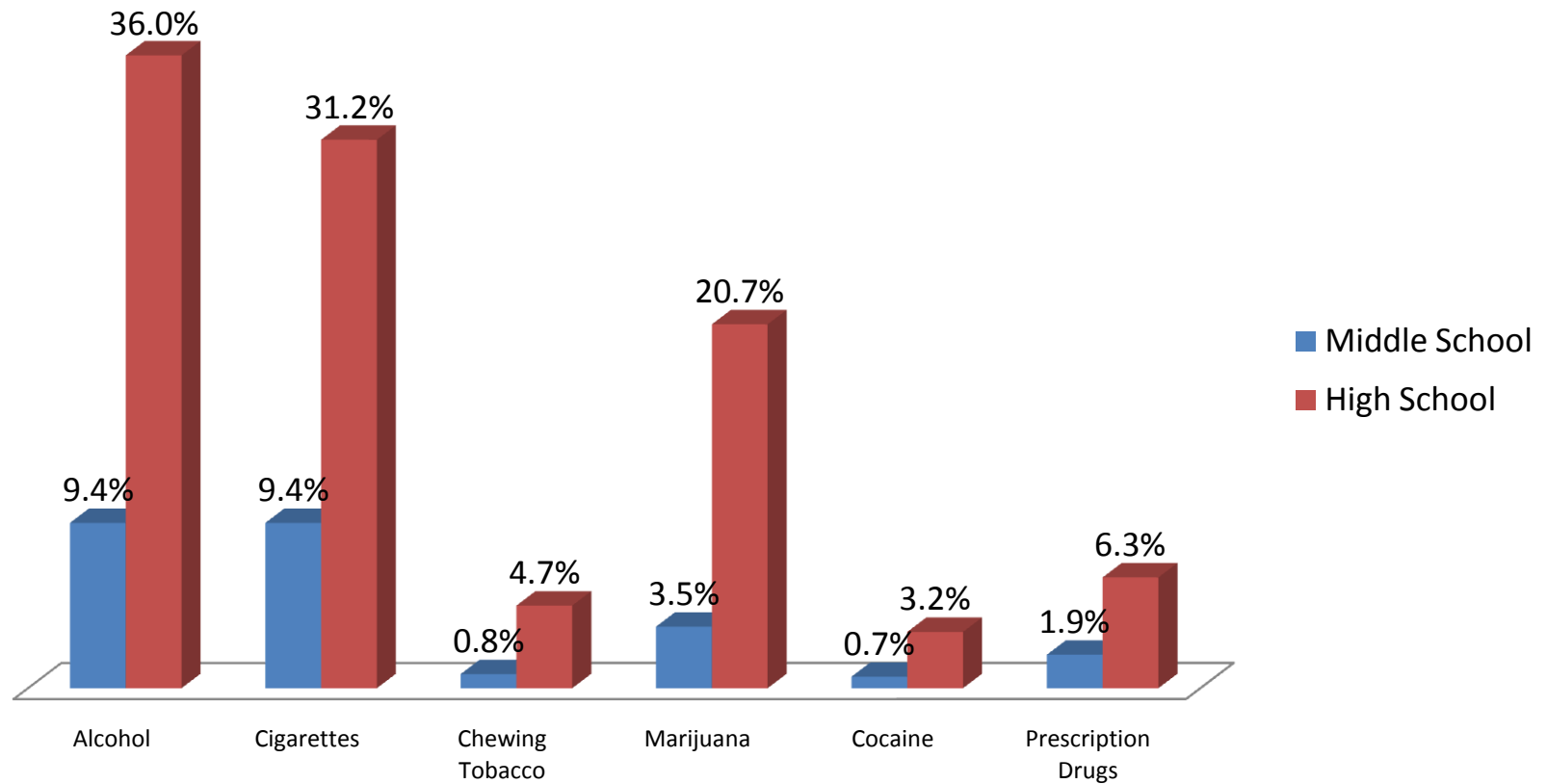


Protective Factors	Youth report they did not drink alcohol in the past 30 days	Youth report they got their alcohol from parents and other adults	Youth report they took alcohol without permission
Grades are mostly A's	35%	16%	
Can talk to their parents about serious issues	81%	68%	57%
Perceive great risk/harm in regular alcohol use	42%	23%	21%
Perceive parents would consider their alcohol use as "very wrong"	79%	38%	46%

Risky Behaviors	Youth report they did not drink alcohol in the past 30 days	Youth report they got their alcohol from parents and other adults	Youth report they took alcohol without permission
Have gotten speeding tickets	10%	20%	23%
Have been at fault in a car wreck	7%	28%	34%
Rode with an impaired driver	8%	30%	38%
Misuse prescription drugs	1%	9%	16%

Risky Behaviors	Youth report they did not drink alcohol in the past 30 days	Youth report they got their alcohol from parents and other adults	Youth report they took alcohol without permission
Felt sad, depressed	33%	48%	53%
Stole from a store	15%	41%	55%
Engaged in consensual sexual activity	13%	54%	56%
Lied to parents about whereabouts	31%	71%	85%

Alcohol is the Substance of Choice in Gwinnett County



Based on question: "Have you ever used...?"

Violence, Weapons and Delinquency

Have you...	MS	HS
Lied to parents about whereabouts	29%	56%
Hit or beat someone up	36%	33%
Carried a weapon for protection	6 %	10 %
Heard of gang activity in school/neighborhood	56%	69%
Witnessed gang activity in school/neighborhood	29%	43%
Stolen from a store	18%	26%

Vehicle Safety

	MS	HS
Drive at least 10 miles over speed limit	n/a	77%
Have received a speeding ticket	n/a	14%
Rode in a car with an impaired driver	7%	12%
Drove a car under the influence	n/a	9%
Have been at fault in a car accident	n/a	21 %
Rarely or never wear safety belt while driving	6%	5%

* For youth with driver's licenses

Suicide, Physical and Sexual Abuse

	MS	HS
Have you been physically abused	21%	22%
Have you been sexually abused	7%	12%
Been forced into having sex	7%	12%
Considered suicide in past year	7%	10%
Ever attempted suicide	4%	6%
Ever cut yourself on purpose	11%	10%

28% answered “yes” to 5 of 8 depression questions, indicating possible clinical depression.

Sexual Activity

Have you...	MS	HS
Ever had consensual sexual contact	10%	39%
Ever had intercourse	5%	27%
Had intercourse with 3+ partners	2%	13%
Been pregnant/impregnated	1%	4%
Always used a condom	58%	51%

Average age of first intercourse is 12-14.

Sexually active youth become more sexually active as they get older and also have more sexual partners.

Most youth state that weekend days and evenings are when they are engaging in these activities!

Protective Factors/Assets

	MS	HS
Do you like school?	77%	75%
Are you involved in school activities?	61%	71%
Are you involved in outside activities?	63%	56%
Do you attend place of worship?	48%	39%
Do you volunteer 1+ hours per week?	29%	40%
Do you complete household chores?	44%	53%
Do your parents set clear rules?	92%	87%

National and State Comparisons

(High School)

	National	Georgia	Gwinnett
Rode with an impaired driver	29%	24%	12%
Hit/beat someone up	35%	34%	33%
Considered suicide	15%	16%	10%
Attempted suicide	7%	8%	6%
Ever used cigarettes	50%	57%	31%
Did not eat 5 fruits/veggies	79%	81%	83%
30-day use of alcohol	45%	38%	23%
Ever had sexual intercourse*	47%	NA	28%

* National data for indicator last available in 2006

So...What have we learned?

- There are not many differences between clusters when it comes to high risk behaviors.
- Children from blended families are often more involved in high risk behaviors than children from single parent families.
- Children who are not involved in school or community activities are more involved in high risk behaviors.
- The more assets and/or protective factors children have in their lives, the less involved they are in high risk behaviors.
- Communities can impact high risk behaviors if they mobilize and collaborate to address pressing issues.

Parents are the most important lines of defense...but they must be aware of what's going on, communicate with their children, take stands, set rules, and enforce consequences.